

SOGNO

LETTO componibile





- ✓ diverse varianti e misure
 - ✓ diversi tessuti e colori
 - ✓ con o senza contenitore
- Rivolgiti al personale**



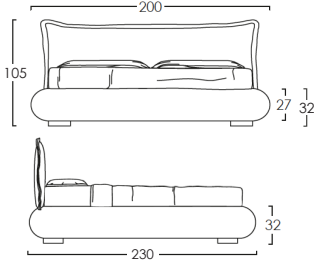
1) STRUTTURA LETTO STANDARD

GIROLETTO H27 (rete esclusa)

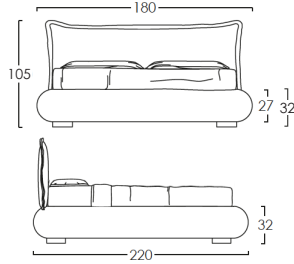
Piedino incluso  5

Piedini disponibili: (con maggiorazione)   15

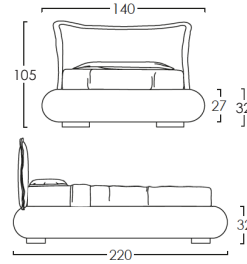
KING SIZE



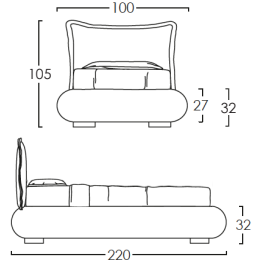
MATRIMONIALE



PIAZZA E 1/2

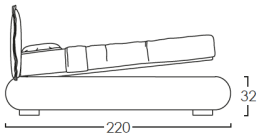


SINGOLO

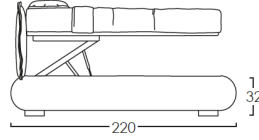


La misura 32 si riferisce a GIROLETTO + PIEDINO INCLUSO. Cambiando il tipo di piedino (tra quelli disponibili), la misura aumenterà a 42.

A questa struttura è possibile abbinare un contenitore:

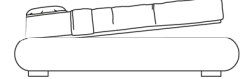
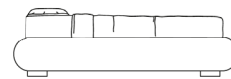


DOPPIO TELAIO (rete inclusa)
(con maggiorazione)



COMODO (rete inclusa)
(con maggiorazione)

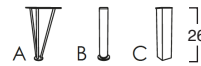
Questa struttura è possibile averla anche senza testata (versione SOMMIER):



2) LETTO SLIM

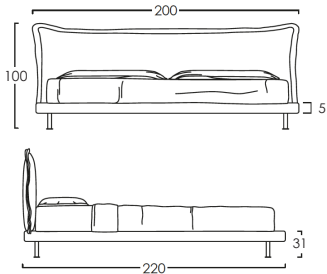
GIROLETTO H5 (rete inclusa)

Piedini disponibili: (inclusi a scelta)

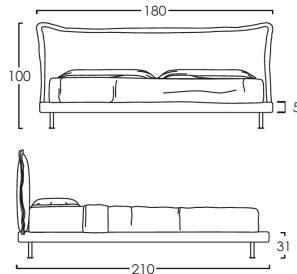


(con maggiorazione)  26

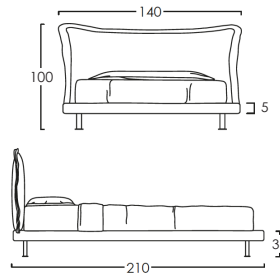
KING SIZE



MATRIMONIALE



PIAZZA E 1/2



SINGOLO

