

EGO

LETTO componibile



- ✓ diverse varianti e misure
 - ✓ diversi tessuti e colori
 - ✓ con o senza contenitore
- Rivolgetevi al personale**



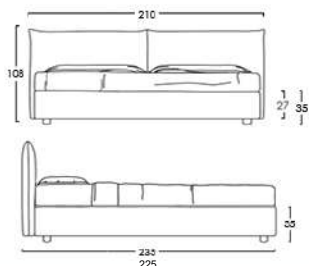
1) STRUTTURA LETTO STANDARD

GIROLETTO H27 (rete esclusa)

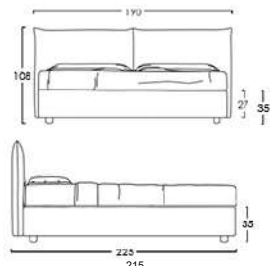
Piedino incluso 8

Piedini disponibili: 15
(con maggiorazione)

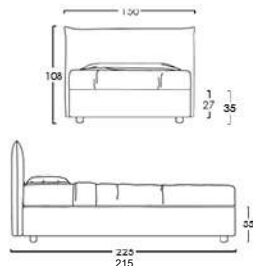
KING SIZE



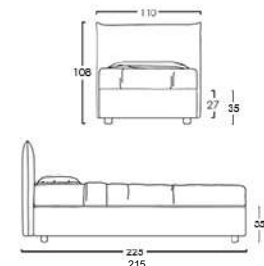
MATRIMONIALE



PIAZZA E 1/2

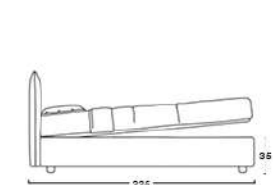


SINGOLO

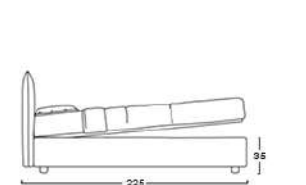


La misura 35 si riferisce a GIROLETTO + PIEDINO INCLUSO. Cambiando il tipo di piedino (tra quelli disponibili), la misura aumenterà a 42.

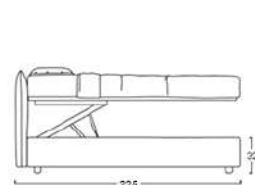
A questa struttura è possibile abbinare un contenitore:



ECO (rete inclusa)

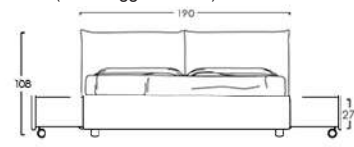


DOPPIO TELAIO (rete inclusa)
(con maggiorazione)



COMODO (rete inclusa)
(con maggiorazione)

CASSETTO (rete inclusa)
(con maggiorazione)



SINGOLO con un cassetto profondità 70cm
PIAZZA E 1/2 con un cassetto profondità 70cm
MATRIMONIALE con due cassetti profondità 70cm
KING SIZE con due cassetti profondità 70cm

2) LETTO SLIM

GIROLETTO H5 (rete inclusa)

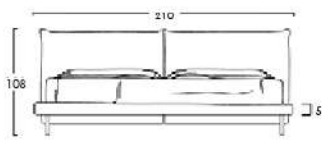
Piedini disponibili: (inclusi a scelta)



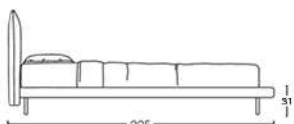
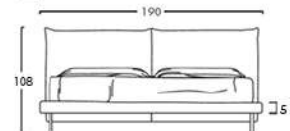
(con maggiorazione)



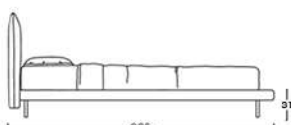
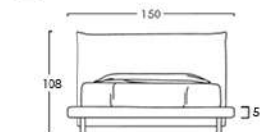
KING SIZE



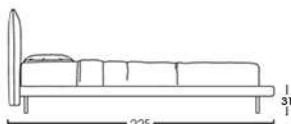
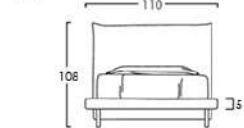
MATRIMONIALE



PIAZZA E 1/2



SINGOLO



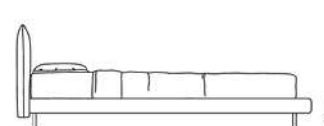
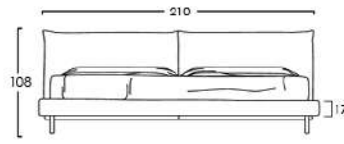
3) STRUTTURA LETTO SMALL

GIROLETTO H17 (rete esclusa)

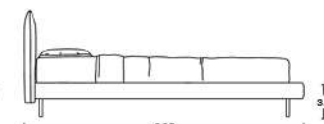
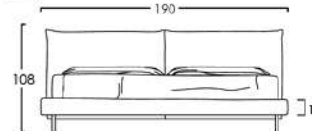
Piedini disponibili: (con maggiorazione)



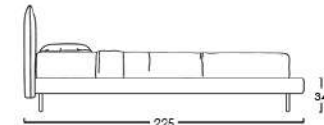
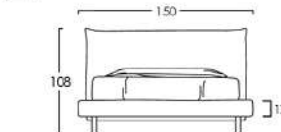
KING SIZE



MATRIMONIALE



PIAZZA E 1/2



SINGOLO

